



### Carcase colours



White matt



Black matt



Sanremo oak  
light colour



Sanremo oak  
dark colour



Walnut colour

### Front colours




Mirror



Grey mirror



Crystal white  
colour glass



Black colour glass



Fango colour glass



Silk grey colour glass

You can find informations for "made-to-measure" at the last page.



**BASIC**

Matching extras  
can be found in  
the separate BASIC  
accessory list.

# Signed and sealed quality

## STEFFEN

### Quality in detail

Wardrobe  
 Carcase and passepartout .... easy-care colour surface inside and out  
 Front ..... mirror/ colour mirror/ colour glass  
 Lighting ..... LED lighting (with transformer and foot switch)

Bed  
 Headboard ..... Faux leather  
 Bed frame ..... Colour surface  
 Mattress height ..... 4-way adjustable

Bedside cupboards and matching pieces  
 Carcase ..... easy-care colour surface inside and out  
 Top ..... colour/ colour glass  
 Front ..... colour surface  
 Drawers ..... on silent ball-bearing runners, open fully, with cushioned self-closing mechanism

Made-to-measure range:  
 We can provide made-to-measure solutions on request.  
 Customized and individual solutions are possible for virtually any room situation.

### Material information



Colour  
 Furniture with colour finish has an evenly attractive, hard-wearing surface. The surfaces are coated with very high-quality, easy-care furniture decor foil.




Load-bearing ability  
 The load limits for all furniture and extras can be found in the "Load table" at [www.rauchmoebel.de/unternehmen/qualitaet-amp-umwelt.html](http://www.rauchmoebel.de/unternehmen/qualitaet-amp-umwelt.html)



WOODMAX chipboard  
 This fresh wood chipboard was designed specifically for use in living areas. Our Woodmax chipboard is made only from pollutant-free small-diameter logs and windfall timber from sustainably managed forestry operations in regional woods.

Our natural raw material  
 Rauch has already earned various awards for the material used in its boards. Strict tests from impartial institutes consistently confirm that our materials and processes are not harmful to health.



### Wardrobe carcase features

Optimal wardrobe dimensions  
 Take advantage of the maximum possible storage space, achieved thanks to:  
 50 cm width increments ..... 50 - 300 cm  
 Height ..... 223/ 236 cm  
 Usable depth ..... 57 cm

Functional and timeless interior design  
 Enhanced style and elegance in both presentation and inner values:  
 Interior colours ..... structure grey/ silver  
 Elegant plinth height ..... 32 mm visible  
 Sturdy shelves ..... 22 mm thick, with double bevels and bolted angle brackets

Inconspicuous pattern of drill holes .. ø 3 mm  
 Hinges ..... cushioned, 4 per hinged door

Dust protection  
 Sealing profiles on the plinth and top and dust brushes on the doors prevent any dust ingress.

Additional extras for the interior can be found in the BASIC accessory list.

### Award-winning and certified



The "Golden M"  
 The "Golden M" is a sign that furniture has been tested for quality, safety and healthy living. So you can rest assured that you are buying quality furniture with reliably good properties.



The "Blue Angel"  
 Furniture from our STEFFEN range has been awarded the "Blue Angel" environmental seal of quality in recognition of the environmentally friendly manufacturing process, the economical use of natural resources, and the use of wood from sustainable forestry operations.



Made in Germany  
 High-quality materials, state-of-the-art technology and perfect workmanship – for more than 110 years the name Rauch has been synonymous with reliable and durable quality furniture, Made in Germany.



5-year warranty  
 The workmanship of our furniture is outstanding, right down to the last detail. All materials – from the wood to the hardware – are subjected to critical tests. Every single step in the processing chain is monitored and controlled.



Quality alliance  
 An alliance for high product quality, simplified logistics and high assembly standards.



Sustainability  
 Rauch won the award as "Germany's most sustainable medium-sized company in 2014" for consistently pursuing our goal of offering environmentally and socially sustainable furniture at affordable prices.



### Top-quality interiors



1



2

- 1 Exceptionally hard-wearing metal clothes rails  
The brackets are firmly bolted to the side panel and shelf.
- 2 Drawers on ball bearing-mounted runners  
The drawers open fully, offering convenient and quick access to the contents. Even when filled with heavy objects, they run smoothly with low friction resistance. All drawers are fitted with under-frame rails and a cushioned self-closing mechanism.
- 3 Cushioned door hinges  
Sturdy, durable, for enhanced ease of use.
- 4 Connecting hardware  
For positive and friction-locked joints between the rear and side panels.
- 5 Flush-mounted shelf supports  
Hold the shelves firmly and securely in place.

All hardware is manufactured from metal to a high quality. This makes them particularly easy to assemble and move!

### 100% metal hardware for safety and stability



3



4



5



## Combination examples for corner-robos with hinged and gliding door robes

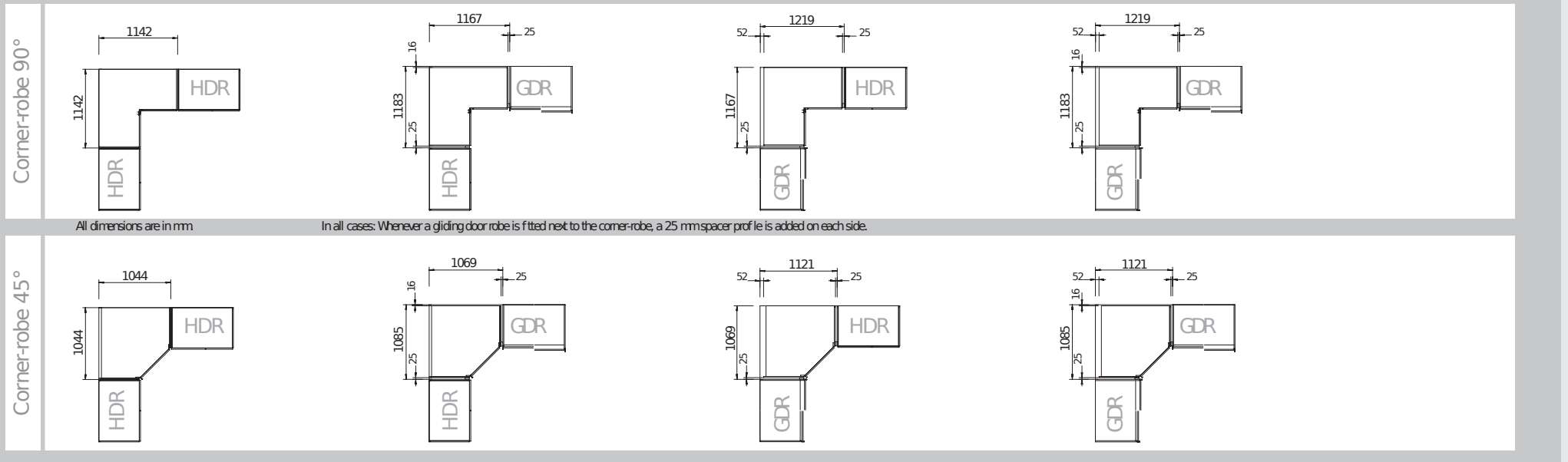
Freely combinable:

With ALANDO, combining different robes even around corners is no problem at all. All you have to take into account is the different overall widths of the selected combination (see the example drawings below).

Depending on how you choose to arrange robes with gliding doors (GDR), hinged doors (HDR) and corner-robos, due to the spacer profiles, the overall dimension between the robes and/or the wall clearance will differ.

Every corner-robe is supplied complete with the spacer profiles you will need!

### Space required for corner-robos with different build-on options



### Build-on options with hinged and gliding door robes

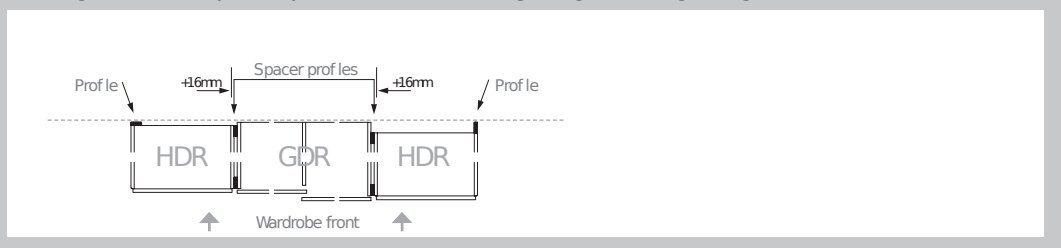
Fitting one by one:

The set of 3 spacer profiles that is available as an optional extra is used to fit hinged and gliding door robes next to one another.

The examples show how the spacer profiles for gliding door robes (GDR) are fitted alongside hinged door robes (HDR):

- 2 profiles maintain the distance between the wardrobes to prevent the doors jamming when opened.
- The 3rd profile closes the gap to the wall caused by the different depths of the wardrobes.
- The profiles are suitable for fitting on the left or right (see drawings).
- You will find the set of spacer profiles on the PASSEPARTOUTS page.

### Arrangement of spacer profiles when fitting hinged and gliding door robes



### Selecting articles from the price list

...the 1-2-3 ordering system:

- 1 Select the colour code for the desired front and colour variation from the table overleaf (e.g. Z123\_)
- 2 Find the identification letters for the colour of the handle/profile and enter them in the space in the colour code (e.g. Z123C)
- 3 Select article (width and height) and simply read the article no. and price from the row below according to the front variation.

## 4 attractive front variants

1

Hinged door robes



Gliding door robes



Front version 1

2

Hinged door robes



Gliding door robes



Front version 2

3

Hinged door robes



Gliding door robes



Front version 3

4

Hinged door robes



Gliding door robes



Front version 4

# ALANDO

## STEFFEN



### FRONT 1 | Gliding and hinged door robes

COL. CODE	FRONT VARIATION ▶	MIRROR	COLOUR MIRROR	OR	COLOUR GLASS			
CARCASE COLOUR ▼	INTERIOR COLOUR ▼	Mirror	Grey mirror		Crystal white	Black	Fango	Silk grey
White matt	Structure grey	Z010_	Z011_		Z015_	Z017_	Z018_	Z019_
Black matt	Structure grey	Z030_	Z031_		Z035_	Z037_	Z038_	Z039_
Sanremo oak light colour	Structure grey	Z050_	Z051_		Z055_	Z057_	Z058_	Z059_
Sanremo oak dark colour	Structure grey	Z070_	Z071_		Z075_	Z077_	Z078_	Z079_
Walnut colour	Structure grey	Z090_	Z091_		Z095_	Z097_	Z098_	Z099_

\*NOTE:  
If CARCASE COLOUR is selected for a hinged door robe, the profiles are always in carcase colour and the handles chrome-coloured.

2 PROFILES AND HANDLES ▶	ALUMINIUM-COLOURED = Please add a "A" to the colour code	CHROME-COLOURED = Please add a "C" to the colour code	CARCASE COLOUR* = Please add a "K" to the colour code
--------------------------	--	---	---

GLIDING DOOR ROBES	Width in cm	160 (approx.162 cm)	200 (approx.200 cm)	240 (approx.239 cm)	280 (approx.280 cm)	320 (approx.319 cm)
	Depth 68 cm					
Drawing showing door configuration						
Number of doors	2	2	2	2	2	
HEIGHT 223 CM	▼ Art. no.	▼ Price	...	HEIGHT 223 CM		
Mirror	1B66		1B70	1B74	1B78	1B82
Colour mirror or colour glass	1C66		1C70	1C74	1C78	1C82
HEIGHT 236 CM	▼ Art. no.	▼ Price	...	HEIGHT 236 CM		
Mirror	1N66		1N70	1N74	1N78	1N82
Colour mirror or colour glass	1P66		1P70	1P74	1P78	1P82

HINGED DOOR ROBES	Width in cm	150 (approx.151 cm)	200 (approx.200 cm)	250 (approx.250 cm)	300 (approx.299 cm)	
	Depth 61 cm					
Drawing showing door stop						
Number of doors	3	4	5	6	6	Spacer profiles (set of 3)
HEIGHT 223 CM	▼ Art. no.	▼ Price	...	HEIGHT 223 CM		
Mirror	1B15		1B20	1B25	1B30	2382
Colour mirror or colour glass	1C15		1C20	1C25	1C30	
HEIGHT 236 CM	▼ Art. no.	▼ Price	...	HEIGHT 236 CM		
Mirror	1N15		1N20	1N25	1N30	2383
Colour mirror or colour glass	1P15		1P20	1P25	1P30	

## FRONT 1 | Individual units and corner-robos

1 COL. CODE FRONT VARIATION ▶		MIRROR	COLOUR MIRROR	OR	COLOUR GLASS			
CARCASE COLOUR ▼	INTERIOR COLOUR ▼	Mirror	Grey mirror		Crystal white	Black	Fango	Silk grey
White matt	Structure grey	Z010...	Z011...		Z015...	Z017...	Z018...	Z019...
Black matt	Structure grey	Z030...	Z031...		Z035...	Z037...	Z038...	Z039...
Sanremo oak light colour	Structure grey	Z050...	Z051...		Z055...	Z057...	Z058...	Z059...
Sanremo oak dark colour	Structure grey	Z070...	Z071...		Z075...	Z077...	Z078...	Z079...
Walnut colour	Structure grey	Z090...	Z091...		Z095...	Z097...	Z098...	Z099...

\* NOTE:  
If CARCASE COLOUR is selected for a hinged door robe, the profiles are always in carcase colour and the handles chrome-coloured.

2 PROFILES AND HANDLES ▶	ALUMINIUM-COLOURED = Please add a "A" to the colour code	CHROME-COLOURED = Please add a "C" to the colour code	CARCASE COLOUR* = Please add a "K" to the colour code
--------------------------	--	---	---

3 INDIVIDUAL UNITS	Width in cm	50 (approx.48 cm)	50 (approx.48 cm)	50 (approx.51 cm)	50 (approx.51 cm)	100 (approx.101 cm)				
	Depth 61 cm									
Drawing showing door stop										
Name	Bevelled end unit, left		Bevelled end unit, right		1-door unit, left		1-door unit, right		2-door unit	
HEIGHT 223 CM	▼ Art. no. ▼ Price		...		HEIGHT 223 CM					
Mirror	1B1L		1B1R		1B5L		1B5R		1B10	
Colour mirror or colour glass	1C1L		1C1R		1C5L		1C5R		1C10	
HEIGHT 236 CM	▼ Art. no. ▼ Price		...		HEIGHT 236 CM					
Mirror	1N1L		1N1R		1N5L		1N5R		1N10	
Colour mirror or colour glass	1P1L		1P1R		1P5L		1P5R		1P10	

CORNER-ROBES/ SHELF UNITS	Width in cm	105	115	30 - 101	45	Lighting for corner-robe 45°		
	Depth 41 cm (shelf units only)							
Drawing								
Name	Corner-robe 45°, walk-in, with interior lighting		Corner robe 90°, 2 doors		Made-to-measure and TV shelf, width alteration 30-101 cm	Coat rack element		
HEIGHT 223 CM	▼ Art. no. ▼ Price		...		HEIGHT 223 CM			
Mirror	1B01		1B02		4200		2398	
Colour mirror or colour glass	1C01		1C02		4200		2398	
HEIGHT 236 CM	▼ Art. no. ▼ Price		...		HEIGHT 236 CM			
Mirror	1N01		1N02		4205		2399	
Colour mirror or colour glass	1P01		1P02		4205		2399	

# ALANDO

## STEFFEN



### FRONT 2 | Gliding and hinged door robes

COL. CODE	FRONT VARIATION ▶	MIRROR	COLOUR MIRROR	OR	COLOUR GLASS			
CARCASE COLOUR ▼	INTERIOR COLOUR ▼	Mirror	Grey mirror		Crystal white	Black	Fango	Silk grey
White matt	Structure grey	Z010_	Z011_		Z015_	Z017_	Z018_	Z019_
Black matt	Structure grey	Z030_	Z031_		Z035_	Z037_	Z038_	Z039_
Sanremo oak light colour	Structure grey	Z050_	Z051_		Z055_	Z057_	Z058_	Z059_
Sanremo oak dark colour	Structure grey	Z070_	Z071_		Z075_	Z077_	Z078_	Z079_
Walnut colour	Structure grey	Z090_	Z091_		Z095_	Z097_	Z098_	Z099_

\*NOTE:  
If CARCASE COLOUR is selected for a hinged door robe, the profiles are always in carcase colour and the handles chrome-coloured.

2 PROFILES AND HANDLES ▶	ALUMINIUM-COLOURED = Please add a "A" to the colour code	CHROME-COLOURED = Please add a "C" to the colour code	CARCASE COLOUR* = Please add a "K" to the colour code
--------------------------	--	---	---

GLIDING DOOR ROBES	Width in cm	160 (approx.162 cm)	200 (approx.200 cm)	240 (approx.239 cm)	280 (approx.280 cm)	320 (approx.319 cm)
	Depth 68 cm					
Drawing showing door configuration						
Number of doors	2	2	2	2	2	
HEIGHT 223 CM	▼ Art. no.	▼ Price	...	HEIGHT 223 CM		
Mirror	2B66		2B70	2B74	2B78	2B82
Colour mirror or colour glass	2C66		2C70	2C74	2C78	2C82
HEIGHT 236 CM	▼ Art. no.	▼ Price	...	HEIGHT 236 CM		
Mirror	2N66		2N70	2N74	2N78	2N82
Colour mirror or colour glass	2P66		2P70	2P74	2P78	2P82

HINGED DOOR ROBES	Width in cm	150 (approx.151 cm)	200 (approx.200 cm)	250 (approx.250 cm)	300 (approx.299 cm)	
	Depth 61 cm					
Drawing showing door stop						
Number of doors	3	4	5	6	Spacer profiles (set of 3)	
HEIGHT 223 CM	▼ Art. no.	▼ Price	...	HEIGHT 223 CM		
Mirror	2B15		2B20	2B25	2B30	2382
Colour mirror or colour glass	2C15		2C20	2C25	2C30	
HEIGHT 236 CM	▼ Art. no.	▼ Price	...	HEIGHT 236 CM		
Mirror	2N15		2N20	2N25	2N30	2383
Colour mirror or colour glass	2P15		2P20	2P25	2P30	



### FRONT 2 | Individual units and corner-robos

1 COL. CODE FRONT VARIATION ▶		MIRROR	COLOUR MIRROR	OR	COLOUR GLASS			
CARCASE COLOUR ▼	INTERIOR COLOUR ▼	Mirror	Grey mirror		Crystal white	Black	Fango	Silk grey
White matt	Structure grey	Z010...	Z011...		Z015...	Z017...	Z018...	Z019...
Black matt	Structure grey	Z030...	Z031...		Z035...	Z037...	Z038...	Z039...
Sanremo oak light colour	Structure grey	Z050...	Z051...		Z055...	Z057...	Z058...	Z059...
Sanremo oak dark colour	Structure grey	Z070...	Z071...		Z075...	Z077...	Z078...	Z079...
Walnut colour	Structure grey	Z090...	Z091...		Z095...	Z097...	Z098...	Z099...

\* NOTE:  
If CARCASE COLOUR is selected for a hinged door robe, the profiles are always in carcase colour and the handles chrome-coloured.

2 PROFILES AND HANDLES ▶	ALUMINIUM-COLOURED = Please add a "A" to the colour code	CHROME-COLOURED = Please add a "C" to the colour code	CARCASE COLOUR* = Please add a "K" to the colour code
--------------------------	--	---	---

3 INDIVIDUAL UNITS	Width in cm	50 (approx.48 cm)	50 (approx.48 cm)	50 (approx.51 cm)	50 (approx.51 cm)	100 (approx.101 cm)
	Depth 61 cm					
Drawing showing door stop						
Name	Bevelled end unit, left		Bevelled end unit, right		1-door unit, left	
	1-door unit, right		2-door unit			
HEIGHT 223 CM	▼ Art. no. ▼ Price		...		HEIGHT 223 CM	
Mirror	2B1L		2B1R		2B5L	
Colour mirror or colour glass	2C1L		2C1R		2C5L	
HEIGHT 236 CM	▼ Art. no. ▼ Price		...		HEIGHT 236 CM	
Mirror	2N1L		2N1R		2N5L	
Colour mirror or colour glass	2P1L		2P1R		2P5L	

CORNER-ROBES/ SHELF UNITS	Width in cm	105	115	30 - 101	45	Lighting for corner-robe 45°
	Depth 41 cm (shelf units only)					
Drawing						
Name	Corner-robe 45°, walk-in, with interior lighting		Corner robe 90°, 2 doors		Made-to-measure and TV shelf, width alteration 30-101 cm	
	Coat rack element					
HEIGHT 223 CM	▼ Art. no. ▼ Price		...		HEIGHT 223 CM	
Mirror	2B01		2B02		4200	
Colour mirror or colour glass	2C01		2C02		4200	
HEIGHT 236 CM	▼ Art. no. ▼ Price		...		HEIGHT 236 CM	
Mirror	2N01		2N02		4205	
Colour mirror or colour glass	2P01		2P02		4205	

# ALANDO

## STEFFEN



### FRONT 3 | Gliding and hinged door robes

COL. CODE	FRONT VARIATION ▶	MIRROR	COLOUR MIRROR	OR	COLOUR GLASS			
CARCASE COLOUR ▼	INTERIOR COLOUR ▼	Mirror	Grey mirror		Crystal white	Black	Fango	Silk grey
White matt	Structure grey	Z010_	Z011_		Z015_	Z017_	Z018_	Z019_
Black matt	Structure grey	Z030_	Z031_		Z035_	Z037_	Z038_	Z039_
Sanremo oak light colour	Structure grey	Z050_	Z051_		Z055_	Z057_	Z058_	Z059_
Sanremo oak dark colour	Structure grey	Z070_	Z071_		Z075_	Z077_	Z078_	Z079_
Walnut colour	Structure grey	Z090_	Z091_		Z095_	Z097_	Z098_	Z099_

\*NOTE:  
If CARCASE COLOUR is selected for a hinged door robe, the profiles are always in carcase colour and the handles chrome-coloured.

2	PROFILES AND HANDLES ▶	ALUMINIUM-COLOURED = Please add a "A" to the colour code	CHROME-COLOURED = Please add a "C" to the colour code	CARCASE COLOUR* = Please add a "K" to the colour code
---	------------------------	--	---	---

GLIDING DOOR ROBES	Width in cm	160 (approx.162 cm)	200 (approx.200 cm)	240 (approx.239 cm)	280 (approx.280 cm)	320 (approx.319 cm)
	Depth 68 cm					
Drawing showing door configuration						
Number of doors	2	2	2	2	2	
HEIGHT 223 CM	▼ Art. no.	▼ Price	...	HEIGHT 223 CM		
Mirror	3B66		3B70	3B74	3B78	3B82
Colour mirror or colour glass	3C66		3C70	3C74	3C78	3C82
HEIGHT 236 CM	▼ Art. no.	▼ Price	...	HEIGHT 236 CM		
Mirror	3N66		3N70	3N74	3N78	3N82
Colour mirror or colour glass	3P66		3P70	3P74	3P78	3P82

HINGED DOOR ROBES	Width in cm	150 (approx.151 cm)	200 (approx.200 cm)	250 (approx.250 cm)	300 (approx.299 cm)	
	Depth 61 cm					
Drawing showing door stop						
Number of doors	3	4	5	6	Spacer profiles (set of 3)	
HEIGHT 223 CM	▼ Art. no.	▼ Price	...	HEIGHT 223 CM		
Mirror	3B15		3B20	3B25	3B30	2382
Colour mirror or colour glass	3C15		3C20	3C25	3C30	
HEIGHT 236 CM	▼ Art. no.	▼ Price	...	HEIGHT 236 CM		
Mirror	3N15		3N20	3N25	3N30	2383
Colour mirror or colour glass	3P15		3P20	3P25	3P30	

## FRONT 3 | Individual units and corner-robos

1 COL. CODE FRONT VARIATION ▶		MIRROR	COLOUR MIRROR	OR	COLOUR GLASS			
CARCASE COLOUR ▼	INTERIOR COLOUR ▼	Mirror	Grey mirror		Crystal white	Black	Fango	Silk grey
White matt	Structure grey	Z010...	Z011...		Z015...	Z017...	Z018...	Z019...
Black matt	Structure grey	Z030...	Z031...		Z035...	Z037...	Z038...	Z039...
Sanremo oak light colour	Structure grey	Z050...	Z051...		Z055...	Z057...	Z058...	Z059...
Sanremo oak dark colour	Structure grey	Z070...	Z071...		Z075...	Z077...	Z078...	Z079...
Walnut colour	Structure grey	Z090...	Z091...		Z095...	Z097...	Z098...	Z099...

\* NOTE:  
If CARCASE COLOUR is selected for a hinged door robe, the profiles are always in carcass colour and the handles chrome-coloured.

2 PROFILES AND HANDLES ▶	ALUMINIUM-COLOURED = Please add a "A" to the colour code	CHROME-COLOURED = Please add a "C" to the colour code	CARCASE COLOUR* = Please add a "K" to the colour code
--------------------------	--	---	---

3 INDIVIDUAL UNITS	Width in cm	50 (approx.48 cm)	50 (approx.48 cm)	50 (approx.51 cm)	50 (approx.51 cm)	100 (approx.101 cm)
	Depth 61 cm					
Drawing showing door stop						
Name	Bevelled end unit, left		Bevelled end unit, right		1-door unit, left	
HEIGHT 223 CM	▼ Art. no. ▼ Price		...		HEIGHT 223 CM	
Mirror	3B1L		3B1R		3B5L	
Colour mirror or colour glass	3C1L		3C1R		3C5L	
HEIGHT 236 CM	▼ Art. no. ▼ Price		...		HEIGHT 236 CM	
Mirror	3N1L		3N1R		3N5L	
Colour mirror or colour glass	3P1L		3P1R		3P5L	

CORNER-ROBES/ SHELF UNITS	Width in cm	105	115	30 - 101	45	Lighting for corner-robe 45°
	Depth 41 cm (shelf units only)					
Drawing						
Name	Corner-robe 45°, walk-in, with interior lighting		Corner robe 90°, 2 doors		Made-to-measure and TV shelf, width alteration 30-101 cm	
HEIGHT 223 CM	▼ Art. no. ▼ Price		...		HEIGHT 223 CM	
Mirror	3B01		3B02		4200	
Colour mirror or colour glass	3C01		3C02		4200	
HEIGHT 236 CM	▼ Art. no. ▼ Price		...		HEIGHT 236 CM	
Mirror	3N01		3N02		4205	
Colour mirror or colour glass	3P01		3P02		4205	

# ALANDO

## STEFFEN



### FRONT 4 | Gliding and hinged door robes

COL. CODE	FRONT VARIATION ▶	MIRROR	COLOUR MIRROR	OR	COLOUR GLASS			
CARCASE COLOUR ▼	INTERIOR COLOUR ▼	Mirror	Grey mirror		Crystal white	Black	Fango	Silk grey
White matt	Structure grey	Z010_	Z011_		Z015_	Z017_	Z018_	Z019_
Black matt	Structure grey	Z030_	Z031_		Z035_	Z037_	Z038_	Z039_
Sanremo oak light colour	Structure grey	Z050_	Z051_		Z055_	Z057_	Z058_	Z059_
Sanremo oak dark colour	Structure grey	Z070_	Z071_		Z075_	Z077_	Z078_	Z079_
Walnut colour	Structure grey	Z090_	Z091_		Z095_	Z097_	Z098_	Z099_

\*NOTE:  
If CARCASE COLOUR is selected for a hinged door robe, the profiles are always in carcase colour and the handles chrome-coloured.

2 PROFILES AND HANDLES ▶	ALUMINIUM-COLOURED = Please add a "A" to the colour code	CHROME-COLOURED = Please add a "C" to the colour code	CARCASE COLOUR* = Please add a "K" to the colour code
--------------------------	--	---	---

GLIDING DOOR ROBES	Width in cm	160 (approx.162 cm)	200 (approx.200 cm)	240 (approx.239 cm)	280 (approx.280 cm)	320 (approx.319 cm)	
		Depth 68 cm					
Drawing showing door configuration							
Number of doors	2	2	2	2	2		
HEIGHT 223 CM		▼ Art. no.	▼ Price	...	HEIGHT 223 CM		
Mirror		4B66		4B70	4B74	4B78	4B82
Colour mirror or colour glass		4C66		4C70	4C74	4C78	4C82
HEIGHT 236 CM		▼ Art. no.	▼ Price	...	HEIGHT 236 CM		
Mirror		4N66		4N70	4N74	4N78	4N82
Colour mirror or colour glass		4P66		4P70	4P74	4P78	4P82

HINGED DOOR ROBES	Width in cm	150 (approx.151 cm)	200 (approx.200 cm)	250 (approx.250 cm)	300 (approx.299 cm)	For joining hinged and gliding door robes  Please note information on p. 4!  Spacer profiles (set of 3)	
		Depth 61 cm					
Drawing showing door stop							
Number of doors	3	4	5	6			
HEIGHT 223 CM		▼ Art. no.	▼ Price	...	HEIGHT 223 CM		
Mirror		4B15		4B20	4B25	4B30	2382
Colour mirror or colour glass		4C15		4C20	4C25	4C30	
HEIGHT 236 CM		▼ Art. no.	▼ Price	...	HEIGHT 236 CM		
Mirror		4N15		4N20	4N25	4N30	2383
Colour mirror or colour glass		4P15		4P20	4P25	4P30	

### FRONT 4 | Individual units and corner-robos

1 COL. CODE FRONT VARIATION ▶		MIRROR	COLOUR MIRROR	OR	COLOUR GLASS			
CARCASE COLOUR ▼	INTERIOR COLOUR ▼	Mirror	Grey mirror		Crystal white	Black	Fango	Silk grey
White matt	Structure grey	Z010...	Z011...		Z015...	Z017...	Z018...	Z019...
Black matt	Structure grey	Z030...	Z031...		Z035...	Z037...	Z038...	Z039...
Sanremo oak light colour	Structure grey	Z050...	Z051...		Z055...	Z057...	Z058...	Z059...
Sanremo oak dark colour	Structure grey	Z070...	Z071...		Z075...	Z077...	Z078...	Z079...
Walnut colour	Structure grey	Z090...	Z091...		Z095...	Z097...	Z098...	Z099...

\* NOTE:  
If CARCASE COLOUR is selected for a hinged door robe, the profiles are always in carcase colour and the handles chrome-coloured.

2 PROFILES AND HANDLES ▶	ALUMINIUM-COLOURED = Please add a "A" to the colour code	CHROME-COLOURED = Please add a "C" to the colour code	CARCASE COLOUR* = Please add a "K" to the colour code
--------------------------	--	---	---

3 INDIVIDUAL UNITS	Width in cm	50 (approx.48 cm)	50 (approx.48 cm)	50 (approx.51 cm)	50 (approx.51 cm)	100 (approx.101 cm)
	Depth 61 cm					
Drawing showing door stop						
Name	Bevelled end unit, left		Bevelled end unit, right		1-door unit, left   1-door unit, right   2-door unit	
HEIGHT 223 CM	▼ Art. no. ▼ Price		...		HEIGHT 223 CM	
Mirror	4B1L		4B1R		4B5L   4B5R   4B10	
Colour mirror or colour glass	4C1L		4C1R		4C5L   4C5R   4C10	
HEIGHT 236 CM	▼ Art. no. ▼ Price		...		HEIGHT 236 CM	
Mirror	4N1L		4N1R		4N5L   4N5R   4N10	
Colour mirror or colour glass	4P1L		4P1R		4P5L   4P5R   4P10	

CORNER-ROBES/ SHELF UNITS	Width in cm	105	115	30 - 101	45	Lighting for corner-robe 45°
	Depth 41 cm (shelf units only)					
Drawing						
Name	Corner-robe 45°, walk-in, with interior lighting		Corner robe 90°, 2 doors		Made-to-measure and TV shelf, width alteration 30-101 cm   Coat rack element	
HEIGHT 223 CM	▼ Art. no. ▼ Price		...		HEIGHT 223 CM	
Mirror	4B01		4B02		4200   2398	
Colour mirror or colour glass	4C01		4C02		4200   2398	
HEIGHT 236 CM	▼ Art. no. ▼ Price		...		HEIGHT 236 CM	
Mirror	4N01		4N02		4205   2399	
Colour mirror or colour glass	4P01		4P02		4205   2399	

COL. CODE	Lighting for passepartout frame
CARCASE COLOUR ▼	<p>ALL PASSEPARTOUTS CAN BE ORDERED WITH THE SAME COLOUR CODE AS THE WARDROBE!</p> <p>This luminaire contains built-in LED lamps of the energy classes A++- A*. The lamps cannot be replaced in the luminaire. (*) on a scale from A++ (highest efficiency) to E (lowest efficiency)</p>
White matt	
Black matt	
Sanremo oak light colour	
Sanremo oak dark colour	
Walnut colour	

PASSEPARTOUTS FOR GLIDING DOOR ROBES	Width in cm	160	200	240	280	320
	Wardrobe depth incl. passepart. = 71 cm Drawing					
External dimensions (W/H)		↔ 173 cm ↓ 227/ 240 cm	↔ 212 cm ↓ 227/ 240 cm	↔ 250 cm ↓ 227/ 240 cm	↔ 292 cm ↓ 227/ 240 cm	↔ 330 cm ↓ 227/ 240 cm
HEIGHT 223 CM	▼ Art. no.	▼ Price	...	HEIGHT 223 CM		
WITHOUT lighting	2405		2407	2409	2411	2413
WITH lighting	2425		2427	2429	2431	2433
HEIGHT 236 CM	▼ Art. no.	▼ Price	...	HEIGHT 236 CM		
WITHOUT lighting	2445		2447	2449	2451	2453
WITH lighting	2465		2467	2469	2471	2473

PASSEPARTOUTS FOR HINGED DOOR ROBES	Width in cm	150	200	250	300	
	Wardrobe depth incl. passepart. = 66 cm Drawing					
External dimensions (W/H)		↔ 156 cm ↓ 226/ 239 cm	↔ 206 cm ↓ 226/ 239 cm	↔ 255 cm ↓ 226/ 239 cm	↔ 305 cm ↓ 226/ 239 cm	Spacer prof les (set of 3)
HEIGHT 223 CM	▼ Art. no.	▼ Price	...	HEIGHT 223 CM		
WITHOUT lighting	2303		2307	2304	2312	2382
WITH lighting	2323		2327	2324	2332	
HEIGHT 236 CM	▼ Art. no.	▼ Price	...	HEIGHT 236 CM		
WITHOUT lighting	2343		2347	2344	2352	2383
WITH lighting	2363		2367	2364	2372	

### Bedside tables and cupboards

COL. CODE	VARIATION ▶	CARCASE COLOUR TOP	COLOUR GLASS TOP OR FRONT			
CARCASE COLOUR ▼	INTERIOR COLOUR ▼	Plain	Crystal white	Black	Fango	Silk grey
White matt	Structure grey	Z000_	Z015_	Z017_	Z018_	Z019_
Black matt	Structure grey	Z020_	Z035_	Z037_	Z038_	Z039_
Sanremo oak light colour	Structure grey	Z040_	Z055_	Z057_	Z058_	Z059_
Sanremo oak dark colour	Structure grey	Z060_	Z075_	Z077_	Z078_	Z079_
Walnut colour	Structure grey	Z080_	Z095_	Z097_	Z098_	Z099_

HANDLES ▶	ALUMINUM-COLOURED = Please add a "A" to the colour code	CHROME-COLOURED = Please add a "C" to the colour code
-----------	---	---

BEDSIDE TABLES/ CUPBOARD H 47 cm	Drawing				
Coloured area = colour glass variation ▼		2 DW	2 DW	2 DW	Hanging mirror
	Number of doors/drawers	↔ 49 cm ↑ 47 cm ↗ 41 cm	↔ 61 cm ↑ 47 cm ↗ 41 cm	↔ 121 cm ↑ 47 cm ↗ 41 cm	↔ 120 cm ↑ 55 cm ↗ 2 cm
	Dimensions	▼ Art. no. ...			
Carcase colour/ colour finish top and front	14XA	30XA	82XA	0838	
Colour glass top	15XA	31XA	83XA		
Colour glass front	16XA	32XA	84XA		

BEDSIDE TABLES H 58/ 67 cm	Drawing				
Coloured area = colour glass variation ▼		3 DW	3 DW	3 DW	3 DW
	Number of doors/drawers	↔ 49 cm ↑ 58 cm ↗ 41 cm	↔ 61 cm ↑ 58 cm ↗ 41 cm	↔ 49 cm ↑ 67 cm ↗ 41 cm	↔ 61 cm ↑ 67 cm ↗ 41 cm
	Dimensions	▼ Art. no. ...			
Carcase colour/ colour finish top and front	18XA	34XA	22XA	38XA	
Colour glass top	19XA	35XA	23XA	39XA	
Colour glass front	20XA	36XA	24XA	40XA	

CUPBOARDS H 87 cm	Drawing				
Coloured area = colour glass variation ▼		4 DW	4 DW, 1 door left	4 DW	5 DW
	Number of doors/drawers	↔ 61 cm ↑ 87 cm ↗ 41 cm	↔ 121 cm ↑ 87 cm ↗ 41 cm	↔ 121 cm ↑ 87 cm ↗ 41 cm	↔ 121 cm ↑ 87 cm ↗ 41 cm
	Dimensions	▼ Art. no. ...			
Carcase colour/ colour finish top and front	86XA	92XA	90XA	96XA	
Colour glass top	87XA	93XA	91XA	97XA	
Colour glass front	88XA	94XA	95XA	98XA	

# ALANDO

## STEFFEN



### Bed frames and headboards

COL. CODE	VARIATION ▶	FRAMES SINGLE COLOUR
COLOUR ▼		
White matt		Z000_
Black matt		Z020_
Sanremo oak light colour		Z040_
Sanremo oak dark colour		Z060_
Walnut colour		Z080_

COLOUR OF FEET/ BARS ▶	ALUMINIUM-COLOURED = Please add a "A" to the colour code	CHROME-COLOURED = Please add a "C" to the colour code
------------------------	--	---

BED FRAME 1	width in cm	140	160	180	200								
	Drawing												
	Name	Bed frame 1 with chrome coloured feet and corner bars											
Dimensions (w/ h)		↔ 148 cm ↓ 95 cm	↔ 168 cm ↓ 95 cm	↔ 188 cm ↓ 95 cm	↔ 208 cm ↓ 95 cm								
LENGTH 190 CM	▼ Art. no.	...	...	LENGTH 190 CM (Total length appr. 210 cm)									
Single colour		5230.26	5230.31	5230.36	5230.41								
LENGTH 200 CM	▼ Art. no.	...	...	LENGTH 200 CM (Total length appr. 220 cm)									
Single colour		5230.27	5230.32	5230.37	5230.42								
LENGTH 210 CM	▼ Art. no.	...	...	LENGTH 210 CM (Total length appr. 230 cm)									
Single colour		5230.28	5230.33	5230.38	5230.43								
LENGTH 220 CM	▼ Art. no.	...	...	LENGTH 220 CM (Total length appr. 240 cm)									
Single colour		5230.29	5230.34	5230.39	5230.44								



### Bed frames and headboards

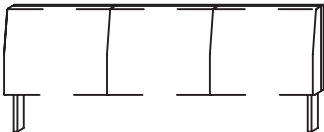



COL. CODE	VARIATION ▶	FRAMES SINGLE COLOUR
COLOUR ▼		
White matt		Z000_
Black matt		Z020_
Sanremo oak light colour		Z040_
Sanremo oak dark colour		Z060_
Walnut colour		Z080_

COLOUR OF BARS ▶	ALUMINUM-COLOURED = Please add a "A" to the colour code	CHROME-COLOURED = Please add a "C" to the colour code
------------------	---	---

BED FRAME 2	width in cm	140	160	180	200								
	Drawing												
	Name	Bed frame 2 with crossbar and chrome coloured corner bars											
Dimensions (w/ h)		↔ 148 cm ↓ 95 cm	↔ 168 cm ↓ 95 cm	↔ 188 cm ↓ 95 cm	↔ 208 cm ↓ 95 cm								
LENGTH 190 CM	▼ Art. no.	...	...	LENGTH 190 CM (Total length appr. 210 cm)									
Single colour		5231.26	5231.31	5231.36	5231.41								
LENGTH 200 CM	▼ Art. no.	...	...	LENGTH 200 CM (Total length appr. 220 cm)									
Single colour		5231.27	5231.32	5231.37	5231.42								
LENGTH 210 CM	▼ Art. no.	...	...	LENGTH 210 CM (Total length appr. 230 cm)									
Single colour		5231.28	5231.33	5231.38	5231.43								
LENGTH 220 CM	▼ Art. no.	...	...	LENGTH 220 CM (Total length appr. 240 cm)									
Single colour		5231.29	5231.34	5231.39	5231.44								

### Bed frames and headboards

COL. CODE	Lighting for passepartout frame											
COLOUR ▼	HEADBOARDS CAN BE ORDERED WITH THE SAME COLOUR CODE AS THE BED FRAMES!											
White matt												
Black matt												
Sanremo oak light colour												
Sanremo oak dark colour												
Walnut colour												

HEADBOARDS with faux leather padding	width in cm	140	160	180	200									
	Drawing													
	Name	Headboard with faux leather padding, without lighting												
	Dimensions (w/ h)	↔ 148 cm ↓ 95 cm	↔ 168 cm ↓ 95 cm	↔ 188 cm ↓ 95 cm	↔ 208 cm ↓ 95 cm									
	▼ Art. no.	▼ Price	...											
 Fango faux leather	5225.53		5225.54		5225.55		5225.56							
 Black faux leather	5226.53		5226.54		5226.55		5226.56							
 White faux leather	5227.53		5227.54		5227.55		5227.56							

COL. CODE	
CARCASE COLOUR ▼	MADE-TO-MEASURE CAN BE ORDERED WITH THE SAME COLOUR CODE AS THE WARDROBE!
White matt	
Black matt	
Sanremo oak light colour	
Sanremo oak dark colour	
Walnut colour	

MADE-TO-MEASURE		APN No.	Price
Gliding door robe  With optional door damper and automatic closing mechanism	Front 1 - replace parts (all front colours - glass or mirror), each	696	
	Front 2 - replace parts (all front colours - glass or mirror), each	696	
	Front 3 - replace parts (all front colours - glass or mirror), each	696	
	Shortening of depth, per unit	301	
	Shortening of height, wardrobe width from 160 to 240 cm	680	
	Shortening of height, wardrobe width from 280 to 320 cm	682	
	Shortening of height for front 4 by max. 20 cm (10 cm each from the top and bottom)		
	Angled to the rear, wardrobe width from 160 to 240 cm	172	
	Angled to the rear, wardrobe width from 280 to 320 cm	174	
Back angle (notching the f replace)	160		
Passepartout	Shortening of height, passepartout frame	130	
	Shortening of height, spacer prof les	130	
Hinged door robe  All wardrobes can be extended	Replace mirror or grey mirror door parts, each (2 parts per door)	101	
	Replace bronze mirror door parts, each (2 parts per door)	061	
	Replace glass door parts, each (2 parts per door)	081	
	Replace the front - 1 door wardrobe, W 50 cm, with front colour matching the carcass colour, without trim (plain front)	040	
	Replace the front - 2 door wardrobe, W 100 cm, with front colour matching the carcass colour, without trim (plain front)	040	
	Shortening of height - glass and mirror doors, per door	511	
	Shortening of height for front 4 by max. 20 cm (10 cm each from the top and bottom)		
	Shortening of depth, per unit	301	
	Door hinged on the left	149	
	Angled to the rear, per unit	171	
	Angled to the side, per door (incl. glass and mirror doors)	161	
	Shortening of width - 1-door unit, by max. 20 cm per door (incl. glass and mirror doors)	521	
	Shortening of width - 2-door unit, by max. 20 cm per door (incl. glass and mirror doors)	522	
	Shortening of width - 2 units, by max. 20 cm per door (incl. glass and mirror doors)	524	
Back angle (notching the f replace)	160		

COL. CODE	
CARCASE COLOUR ▼	MADE-TO-MEASURE CAN BE ORDERED WITH THE SAME COLOUR CODE AS THE WARDROBE!
White matt	
Black matt	
Sanremo oak light colour	
Sanremo oak dark colour	
Walnut colour	

MADE-TO-MEASURE		APN No.	Price	
Corner-robe	Replace mirror or grey mirror door parts, each (2 parts per door)	101		
	Replace bronze mirror door parts, each (2 parts per door)	061		
	Replace glass door parts, each (2 parts per door)	081		
	Shortening of height - (incl. glass and mirror doors), 1 door	157		
	Shortening of height - (incl. glass and mirror doors), 2 door	145		
	Shortening of height for front 4 by max. 20 cm (10 cm each from the top and bottom)			
	Shortening of depth on one side, 1 door	151		
	Shortening of depth on one side, 2 door	147		
	Door hinged on the left	149		
	Angled to the rear, per unit (one side only)	171		
	Back angle (notching the f replace)	160		
Bevelled end unit	Replace mirror or grey mirror door parts, each (2 parts per door)	101		
	Replace bronze mirror door parts, each (2 parts per door)	061		
Right or left	Replace glass door parts, each (2 parts per door)	081		
	Replace the front - with front colour matching the carcass colour, without trim (plain front)	040		
	Shortening of height - glass and mirror doors, per door	511		
	Shortening of height for front 4 by max. 20 cm (10 cm each from the top and bottom)			
	Shortening of depth, per unit	301		
Bedside cupboard	Shortening of height (by whole drawers only)	250		
	Handle change possible, prices on request			
Cupboards	Replace front - different colour from the same model, per drawer	251		
	Replace front - different colour from the same model, per door	086		
	Optional 4 drawers for each door	249		
	Optional 3 drawers for each door	245		
	1 door in place of a set of drawers	247		
	Shortening of height of all cupboards (cupboards with drawers: by whole drawers only)	250		
	Handle change possible, prices on request			
Miscellaneous	Fascia material, colour-finished on both sides, 16 mm thick, max. 235.2 x 58.6 cm (min. cutting width 10 cm) per sqm	260		
	Made to measure wardrobe extras or additional interior features (e.g. shelves) on request!			

Further made-to-measure wardrobes are available on request!  
 Technical department telephone number:  
 Martin Becker +49 (0) 6545 81-823